

**Acrylic Spray Paint Art Guide**  
(spray paint art tech with water based acrylics)

# ***Spray Paint Art Secrets***

## ***Secrets of Mexico***

*by Alisa Amor and Gerardo Amor*

Hola Amigo,

## Welcome!

This guide is meant to answer any questions you have about acrylic water based spray paint art techniques. If you have any questions that are not answered here, please feel free to write me at [spraypaintartsecrets@gmail.com](mailto:spraypaintartsecrets@gmail.com) and let me know how I can help! My name is Alisa Amor.

## What is Acrylic Spray Paint Art?

Acrylic Spray Paint Art is a set of techniques for speed painting using regular acrylic paint and a cheap (\$11) airbrush to do spray paint art style techniques. The first thing people usually think of when they think about spray paint art is planets and space such as in this picture...



Tierra Azul, acrylic spray paint art by Gerardo Amor


You can do planets and space with acrylic spray paint art. There are even lots of new galaxy effects that become possible!

You can also do all the other styles possible with regular spray paint art.

You can paint just about anything your heart desires with these techniques. For example landscapes, seascapes, abstract art, portraits, and fine art of many types. And you can paint them very quickly.



Clay Path Mountain by Alisa Amor (done in 10 minutes)



Koi by Alisa Amor, done in 20 minutes

These are amazing times of expansion for spray paint art. Even more limits are being transcended!

Up till now Spray Paint Art has been done only with spray cans. Now, Alisa has created a series of videos to show you how to do all spray paint art techniques with regular non-toxic acrylic paints!



Everything you need to get set up and start painting with these new techniques is included in the setup package.

To find out more about the setup package go to [www.AirBrushPaintingSecrets.com](http://www.AirBrushPaintingSecrets.com)



Rough Seas, by Alisa Amor (done in 20 minutes)

## What are the benefits of Acrylic Spray Paint Art?

Acrylic Spray paint art is just as fast and fun as spray paint art done with cans. It is safer for your health because it uses no solvents, using only water based acrylics.

This gives you the ability to paint in many new places previously unavailable to spray paint artists! You can paint indoors in the winter. You can paint in any place an airbrush artist can paint such as malls, schools, indoor stores etc

Also because this art form is just in it's beginnings, you will have absolutely NO COMPETITION...yet!

It's fun to learn and you can paint all you want without fear of health risks from spray cans.

Children are fascinated by spray paint art, and now you can teach them to paint the way they want with safe non-toxic paints! It's a wonderful way to bond and get them excited about art.



Children watching Paloma Coronado paint in Rome, Italy

These techniques stimulate creativity and the ability to improvise in those who learn them. After all, you must paint fast to achieve the best results. This makes painting a bit like a rhythmic dance and encourages creative flow.

***Acrylic Spray Paint Art techniques can add new features to your acrylic, or airbrush art!***

Just like regular spray paint art techniques, Acrylic Spray Paint Art techniques also allow large areas to be quickly painted in detail through their use of paper as a paint application and manipulation tool.

There are many techniques to create intricate and beautiful textures in minutes. Many of these techniques can also be applied to acrylic and airbrush paintings or used as a quick underpainting techniques.

Apart from the repertoire of techniques modified from spray paint art, new avenues of expression also open up with the use of special materials purchased from the grocery store that work with regular acrylic paints.

The air coming out of the brush itself is very useful! It can be used to move the paint around in fascinating and useful ways. This is helpful to create intricate galaxies and watery effects in seascapes, flowers and much much more.

Because these techniques are not yet well known, learning and applying them gives your work a unique look. It also increases the speed at which you are able to produce high quality artwork.

You can use these techniques on any sealed and properly prepared smooth surface. This includes painting on cars, walls, prepared canvas, poster board, and many fine art papers and prepared surfaces.

## **Where do these techniques come from?**


The history of Mexican Spray Paint Art began officially around 1982 with Ruben Sadot Hernandez in the City of Mexico. He was quite a character! He would paint in the street with a turban on and stick his tongue out and improvise with the cans on paper, seated on the floor. The people of the popular Zona Rosa of Mexico City would gather around him and watch fascinated. They would buy his spray paint artwork more than his traditional artwork!



Ruben Sadot, self portrait


In 1984 Sadot shared his ideas with others including Ricardo Huet and Rafael Martinez, Gerardo Amor, Hugo Montero, Augustin planetas, Cecilia Banos and some others.

Time passed and by 1986, more had joined the movement. By 1988 the technique had matured. The originators were painting space scenes, abstracts, and some other themes. Each originator developed their own style.



They got together with the airbrush artists of Mexico to form AMPA, The Association Mexicana de Pintura en Aire, (Translation: The Mexican School or Air Paint) Aerosolgrafia, or Spray Paint Art as it was called in Mexico, was a part of this school.

AMPA was inaugurated in an Exposition in an important art gallery in Mexico City, the 'Ghandi'. They had the support of Jose Luis Cuevas. An internationally well known artist, plus the support of several art critics including Raquel Tibol.



Left to Right, (? , Jose Luis Cuevas, Gerardo Amor, ?, Rafael Martinez, ?)At the inauguration.

In 1989, Ruben Sadot died and some of those painters migrated to Puerto Vallarta and formed the Mexian school of aeropintura, the realization of AMPA, there.

In Puerto Vallarta, others learned, including Ruben (Melody) Herrera, Veronica Muniz, y Alisa Amor and later Paloma Coronado. These contributed much to the technique.

There were many other original spray paint artists and they traveled all over the world and taught students, and their students.....

Over the years spray paint art has grown and expanded in range way beyond it's original cosmic theme.

Up till now these techniques have been either secret or limited to people who work with spray paint cans. Today some of the original artists of Mexico have decided that it is time to share their secrets.

Alisa Amor has recently invented a patent pending technique that allows people to use spray paint art techniques with regular acrylic paint. Gerardo Amor and Paloma Coronado are also working on improving this technique.

## **What can you learn from Airbrush Painting Secrets?**

Acrylic Spray Paint Art works with paint in very unique ways.

In the same way as with spray paint art, layers of color are created and worked with using many non-traditional tools.

One tool that is frequently used is newspaper or magazine paper. This is very useful for texturing and moving large areas of paint.

You could say that newspaper is the brush of acrylic spray paint art. It is also used as a means for making complex textures of rocks, mountains and other types of land in minutes.

The hand is placed inside a piece of newspaper that is held in particular ways that allow the painter to work inside the newspaper, drawing with her or his fingers. Complex textures that look like detailed rocks and land form quickly and easily when this is done in very specific ways with the correct layers and amounts of paint.



Here are some Youtube videos that show a few ways to use newspaper with spray paint:

<http://youtu.be/w-4wpsxslzU>

[http://youtu.be/7\\_Zpjd3xyqQ](http://youtu.be/7_Zpjd3xyqQ)

It's very similar with acrylic spray paint art. There are many factors that you need to know about to make it work with the acrylic paint. Once you are set up correctly, it is exactly the same technique!

There are some new materials that are usually unfamiliar to most acrylic artists that are very useful when working with acrylic paints.

Many of these materials can be purchased in the grocery store or hardware store. They include a kind of floor polish, a common ecological cleaner, different types of dish sponges and polishers, soap, spray wax, sand paper and much much more. You will never look at the grocery store the same way again!

I go over all these materials and their uses in the [Airbrush Painting Secrets](#) setup videos package.

You can use the airbrush painting secrets techniques as a quick form of under painting for your acrylic or oil painting. Complex land textures can be quickly laid down that could later be glazed with oils and/or acrylic paints. Beautiful skies can be created without any brush strokes. There are some wonderful seascape and wave effects as well. We are working on many other techniques and will keep expanding the possibilities.

You can paint on properly prepared canvas and other surfaces.

You can paint on poster-board, airbrush papers and other art papers. (may require some preparation)

You can use these techniques to detail cars and motor cycles.

These new techniques can be integrated directly into your acrylic, or airbrush work.

## **How much does it cost to paint with acrylic paint?**

There is an initial investment to buy an air compressor. This can be from 80 to 150 dollars for most people. Of course you can always spend more if you want a bigger tank or a special noise reducer etc. Mine cost 100\$ and works fine for home use.

The compressor will free you from solvents and open many new artistic doors!  
I can't imagine being without a compressor now. It's so incredibly useful.

The airbrushes I recommend cost under \$15 a piece depending on which you choose. You may want several. You will need some bottles to hold your paint and some other small accessories which I describe and give you links to once you [purchase the setup videos.](#)

You will also need some regular brushes and a palette knife such as these.



Small round brushes, fan brush and palette knife (paint spatula)

The cost will of course depend on your choice of brushes and spatulas.

The acrylic paints you use can be of different qualities and different prices. You can find acrylic paint from pennies for a tube to over 20\$ a tube! I usually use Winsor Newton and Basics plus some airbrush style paints from Createx. You can use whatever brands you like. They will have a different look and feel, but experiment until you find what you like the best. The cost obviously varies with the paint you choose and how many different colors you buy.

The cost of the paper also varies depending on what you like. There are many paper options. I discuss the pros and cons of each in the [Airbrush Painting Secrets setup videos](#) and give you details on how to prepare it for painting on.

I show you how to use Bristol paper, airbrush paper, canvas paper (or board) and more.

I also show you how to prepare different surfaces with gesso, paint and sealer to best work with these acrylic techniques.

For the Spray Paint Artists reading this, yes, you can also paint on poster board with acrylic, just like with your spray paint cans.

## **Why choose Airbrush Painting Secrets?**

[Airbrush Painting Secrets](http://www.AirBrushPaintingSecrets.com) is the **only** place that you can learn Acrylic Spray Paint Art style which is a patent pending technique by Alisa Amor.

The setup videos include detailed information not available elsewhere on acrylic spray paint speed painting techniques for seascapes, fantasy art, and many many other applications.

We are currently adding different packages of lesson videos for those who wish to continue learning and growing. They will be posted here: [Lesson Video Packages](#)

We actively seek requests from our members and create videos tailored to teach exactly what our members want to learn. We are available to coach and advise as needed. We welcome you to become a member and begin to learn these valuable techniques today!

## **How can I get access to all this information?**

It's easy, just go to [www.AirBrushPaintingSecrets.com](http://www.AirBrushPaintingSecrets.com) and purchase the setup package or go to the [Lesson Video Packages](#) page to find out what new techniques you can learn.

## **Who are Alisa and Gerardo Amor?**

Gerardo Amor is one of the originators of Spray Paint Art. Alisa Amor learned to paint from Gerardo Amor. She has also invented many new spray paint techniques.

They share the same last name because they used to be married. Now they are the best of friends and creative partners.

Both Alisa and Gerardo have long years of experience painting on the streets, art fairs, for art galleries, doing illustration work, and teaching spray paint art.

**If you have any questions, please contact Alisa Amor at [spraypaintartsecrets@gmail.com](mailto:spraypaintartsecrets@gmail.com)**

**We welcome you to Airbrush Painting Secrets!**

**[Www.AirBrushPaintingSecrets.com](http://www.AirBrushPaintingSecrets.com)**